


MINIATURE DOWNLIGHT SERIES

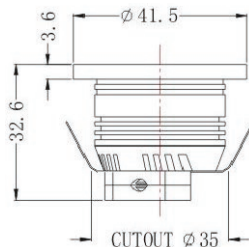
Miniature LED downlight fittings are so small that they can fit into places where it is not possible for conventional light fittings to fit. Their low heat generation make them safe to use in confined spaces. These fittings can be used for under bench lighting, kitchen bench top lighting, stair tread lighting, pathway lighting and many architectural applications. Now with the G-Smart App and the RGBW controller we can dim and setup other colour changing functions.

| Product Code | Voltage (V) | Wattage (W) | Luminous FLUX (Lm) | LED Chip Type | Beam Angle | Cutout size (mm) | Colour temp | Dimmable |
|--------------|-------------|-------------|--------------------|---------------|------------|------------------|---------------|----------|
| DLM1230 | 12V DC | 3W | 200 | CREE | 45/30/15 | 35 | WW/CW/R/G/B/Y | Yes |
| DLM1250 | 12V DC | 3W | 200 | CREE | 50 | 35 | WW/CW/R/G/B/Y | Yes |
| RCQ103 | 12V DC | 3W | 200 | CREE | 45/30/15 | 42 | WW/CW | Yes |
| RCQ203 | 12V DC | 6W | 400 | 45/30/15 | 42 | WW/CW | Yes | |

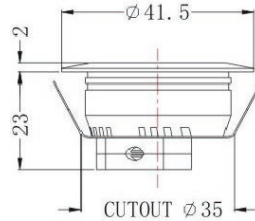
Note : Lights are available in silver finish, Can only be dimmable by using G-Smart system or AL3600RC, AL3200RC



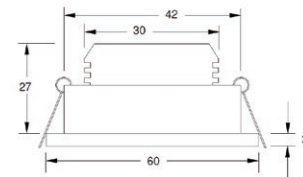
DLM1250



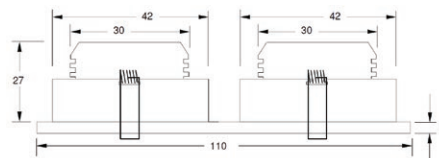
DLM1230



RCQ103



RCQ203



Miniature downlights can be controlled with G-Smart App using the RGBW controller and control your lighting from anywhere